

PRIMO NEW UI

Brief exploration of the New User Interface (UI) for Ex Libris' Primo Discovery Interface

ODIN Work Day – April 10, 2018

Lynn Wolf

SESSION OVERVIEW

This session will introduce you to the look and feel of Primo's New UI. We will touch on:

- Core Principles
- What has remained the same
- What has changed
- Enhancement timeline for 2018
- Possible implementation opportunities.


WHAT IS THE PRIMO NEW UI AND WHY SHOULD I CHANGE?

The Primo New UI was available for general release in August 2016. Some existing Primo functionality was not available in the New UI until the August 2017 release.

The New UI is NOT a new Primo version or a separate Primo instance, but rather a new Front End. Its design is based on user studies and feedback to address the different needs of different types of users.

SESSION OVERVIEW

This session will introduce you to the look and feel of Primo's New UI. We will touch on:

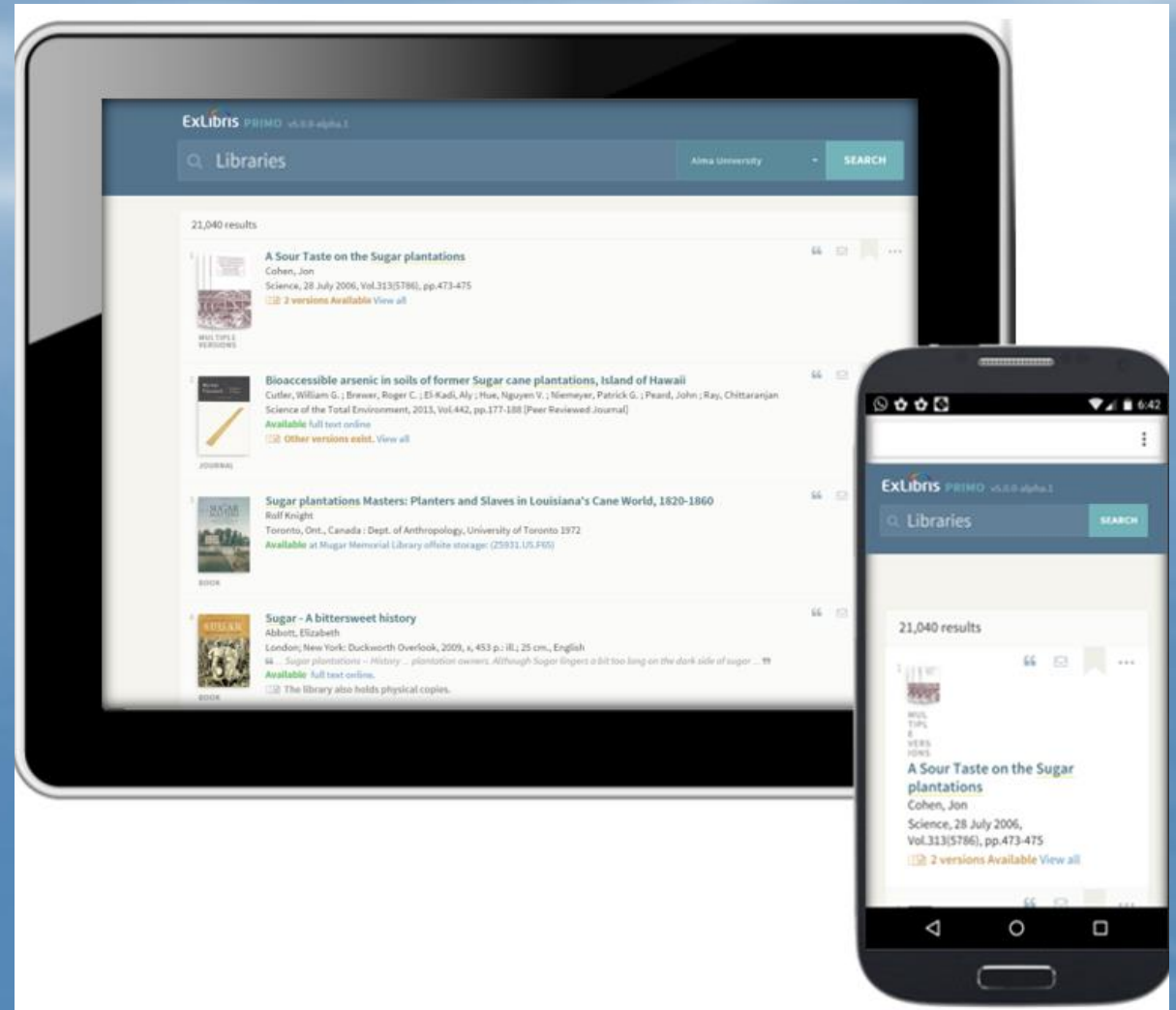
- Core Principles 
- What has remained the same
- What has changed
- Enhancement timeline for 2018
- Possible implementation opportunities.

CORE PRINCIPLES FOR NEW UI

- One experience across devices – PC, mobile, tablets
- Intuitive design to simplify daily tasks
- Action-oriented design – one click to get patrons where they need to go
- Personalization – everything tailored to the specific user's needs
- Serendipity – enable users to make discoveries beyond their immediate need

Any device, any time ...

One of the key advantages of the new UI is the way it displays over mobile and tablet devices, making Primo searches available from any device, any time.



Clear, intuitive design

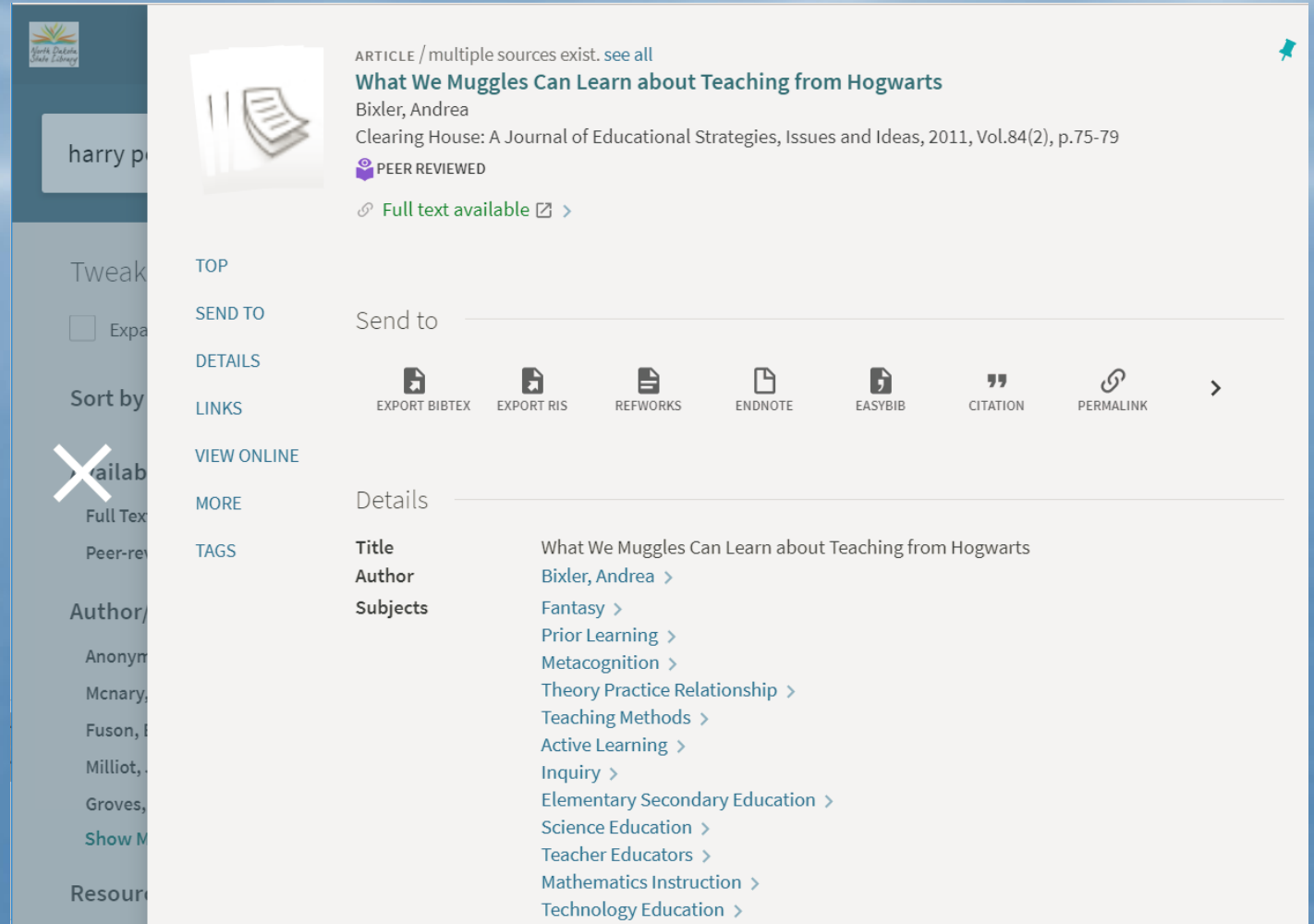
The interface of the result list is clean, presenting only data that can help the patron easily determine which item to select. If the full text is available, a full-text link is positioned with the item in the result list.

The screenshot displays a search results page for the query "harry potter". The interface is clean and organized, featuring a search bar at the top with the query "harry potter" and a search button. Below the search bar, there are filters for "Articles" and "ADVANCED SEARCH". The results are displayed in a list format, with each item showing a document icon, a title, author information, and a "Full text available" link. A large black arrow points to the "Full text available" link for the first result, "Harry Potter" by Brian Black, which is a reference entry from the St. James Encyclopedia of Popular Culture. The second result is an article titled "What We Muggles Can Learn about Teaching from Hogwarts" by Andrea Bixler, and the third is "The Ultimate Harry Potter and Philosophy: Hogwarts for Muggles" by Martin Milton. The page also includes a "Tweak my results" section on the left with options like "Expand Beyond Library", "Sort by Relevance", and filters for "Availability" and "Author/Creator". The page number "PAGE 1" and the total number of results "103,690 Results" are visible at the top of the results area.

Gradual Exposure

Once the user selects an item, all the available information about it appears.

This process is the essence of “gradual exposure.”



The screenshot displays a library catalog interface. On the left is a sidebar with a search bar containing 'harry p...', a 'Tweak' section with an unchecked 'Expand' checkbox, a 'Sort by' section, a 'Availability' section with a large 'X' over it, and a 'Full Text' section with a 'Peer-reviewed' checkbox. Below these are 'Author' and 'Resource' sections. The main content area shows a search result for an article. At the top left of the article is a document icon. The article title is 'What We Muggles Can Learn about Teaching from Hogwarts' by Bixler, Andrea, published in 'Clearing House: A Journal of Educational Strategies, Issues and Ideas, 2011, Vol.84(2), p.75-79'. It is marked as 'PEER REVIEWED' and has a 'Full text available' link. Below the article information is a 'Send to' section with icons for 'EXPORT BIBTEX', 'EXPORT RIS', 'REFWORKS', 'ENDNOTE', 'EASYBIB', 'CITATION', and 'PERMALINK'. A 'Details' section follows, listing the title, author, and subjects: Fantasy, Prior Learning, Metacognition, Theory Practice Relationship, Teaching Methods, Active Learning, Inquiry, Elementary Secondary Education, Science Education, Teacher Educators, Mathematics Instruction, and Technology Education.

North Dakota State Library

harry p

Tweak

Expand

Sort by

Availability

Full Text

Peer-reviewed

Author

Anonym

McNary,

Fuson, E

Milliot,

Groves,

Show M

Resource

ARTICLE / multiple sources exist. see all

What We Muggles Can Learn about Teaching from Hogwarts

Bixler, Andrea

Clearing House: A Journal of Educational Strategies, Issues and Ideas, 2011, Vol.84(2), p.75-79

PEER REVIEWED

Full text available >

TOP

SEND TO

DETAILS

LINKS

VIEW ONLINE

MORE

TAGS

Send to

EXPORT BIBTEX EXPORT RIS REFWORKS ENDNOTE EASYBIB CITATION PERMALINK >

Details

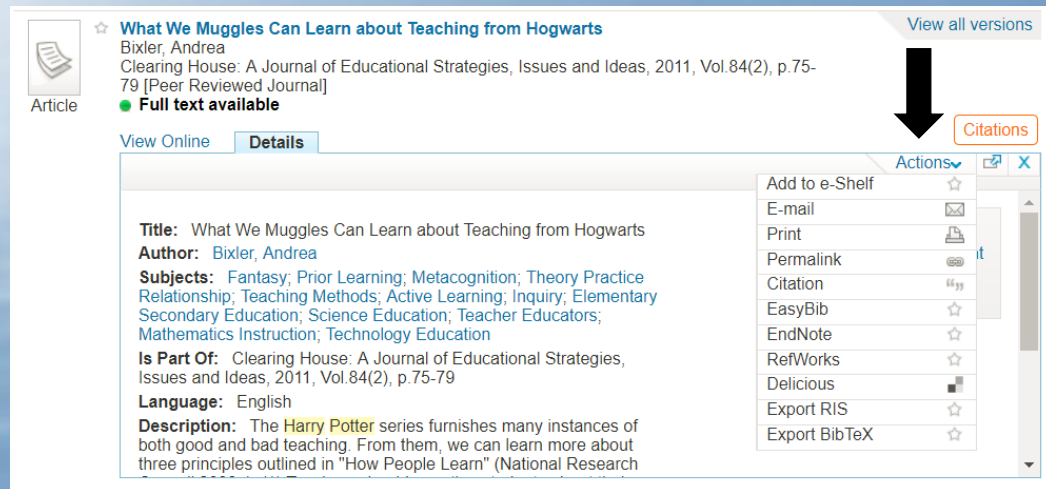
Title What We Muggles Can Learn about Teaching from Hogwarts

Author Bixler, Andrea >

Subjects Fantasy > Prior Learning > Metacognition > Theory Practice Relationship > Teaching Methods > Active Learning > Inquiry > Elementary Secondary Education > Science Education > Teacher Educators > Mathematics Instruction > Technology Education >

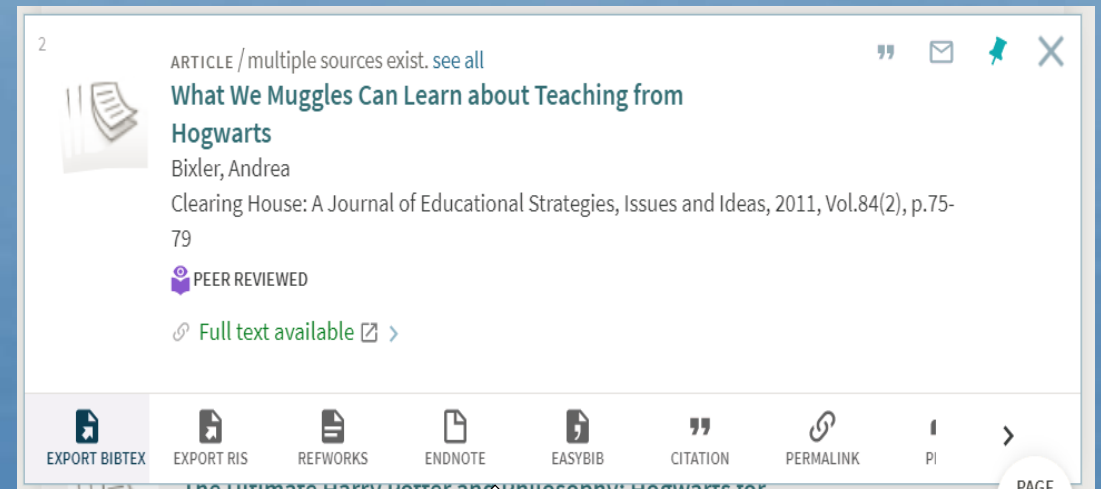
Action menu – one click from result list

Classic UI – patron must go through the Details tab



The screenshot shows the Classic UI for an article. The article title is "What We Muggles Can Learn about Teaching from Hogwarts" by Bixler, Andrea. The article is from "Clearing House: A Journal of Educational Strategies, Issues and Ideas, 2011, Vol.84(2), p.75-79 [Peer Reviewed Journal]". A green dot indicates "Full text available". The "Details" tab is selected. An "Actions" menu is open, showing options: Add to e-Shelf, E-mail, Print, Permalink, Citation, EasyBib, EndNote, RefWorks, Delicious, Export RIS, and Export BibTeX. A black arrow points from the "View all versions" link to the "Actions" menu.

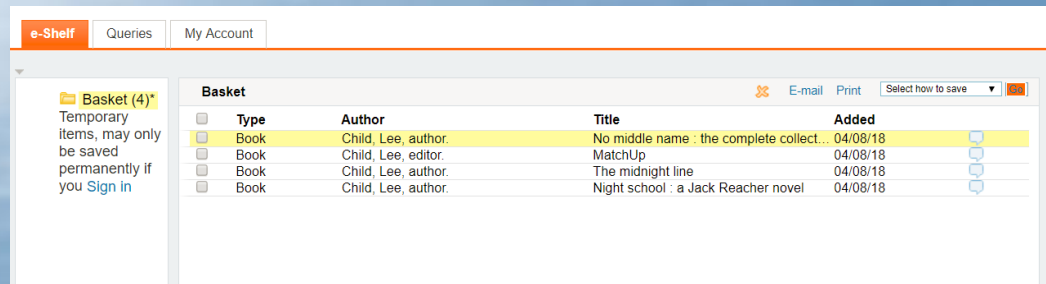
New UI – patron needs only one click from the result list



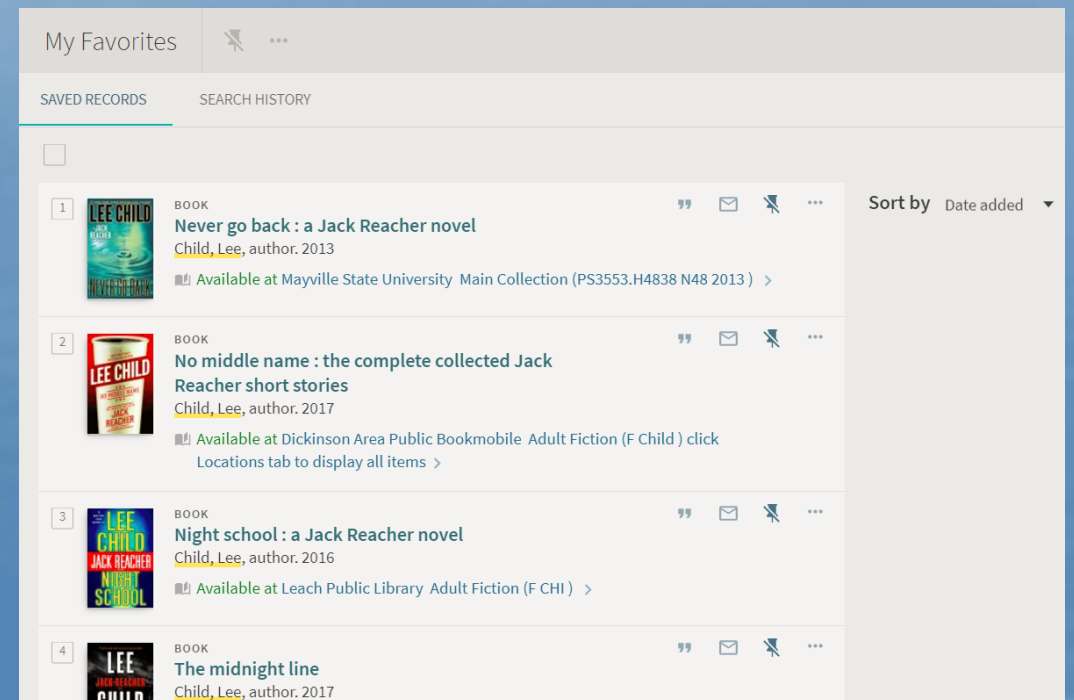
The screenshot shows the New UI for the same article. The article title is "What We Muggles Can Learn about Teaching from Hogwarts" by Bixler, Andrea. The article is from "Clearing House: A Journal of Educational Strategies, Issues and Ideas, 2011, Vol.84(2), p.75-79". A purple icon indicates "PEER REVIEWED". A green link indicates "Full text available". A row of action buttons is visible at the bottom: EXPORT BIBTEX, EXPORT RIS, REFWORKS, ENDNOTE, EASYBIB, CITATION, PERMALINK, and PI. A white arrow points to the "EXPORT BIBTEX" button.

CONSISTENT DISPLAY FOR ALL WORKFLOWS

Classic UI – presented in My Account e-shelf tab




New UI – clicked on Stick Pin icon to go to My Favorites



SESSION OVERVIEW

This session will introduce you to the look and feel of Primo's New UI. We will touch on:

- Core Principles
- What has remained the same 
- What has changed
- Enhancement timeline for 2018
- Possible implementation opportunities.

WHAT HAS REMAINED THE SAME?


Since the New UI is a Front End, much of the Primo Back Office functionality has not been changed.

Primo still:

- Harvests records from ALEPH or ALMA
- Uses Norm Rule Set to create PNX records
- Indexes records in same manner
- Authenticate users from same sources
- Make a Real Time availability call to ALEPH/ALMA for item location

SESSION OVERVIEW

This session will introduce you to the look and feel of Primo's New UI. We will touch on:

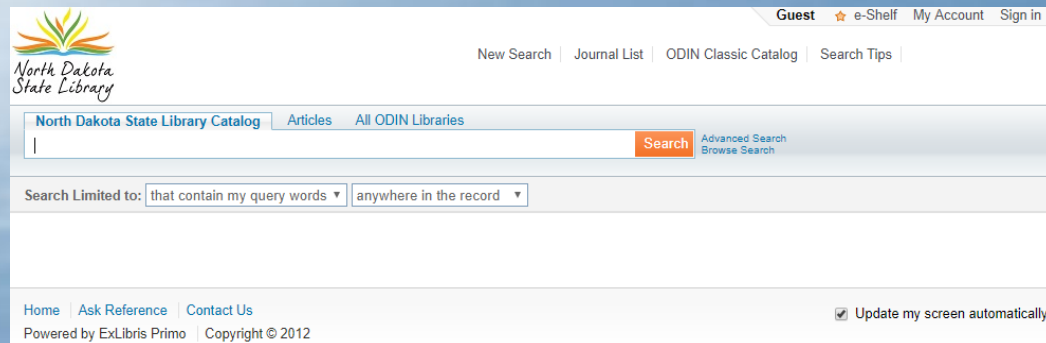
- Core Principles
- What has remained the same
- What has changed 
- Enhancement timeline for 2018
- Possible implementation opportunities.

DISCLAIMER:

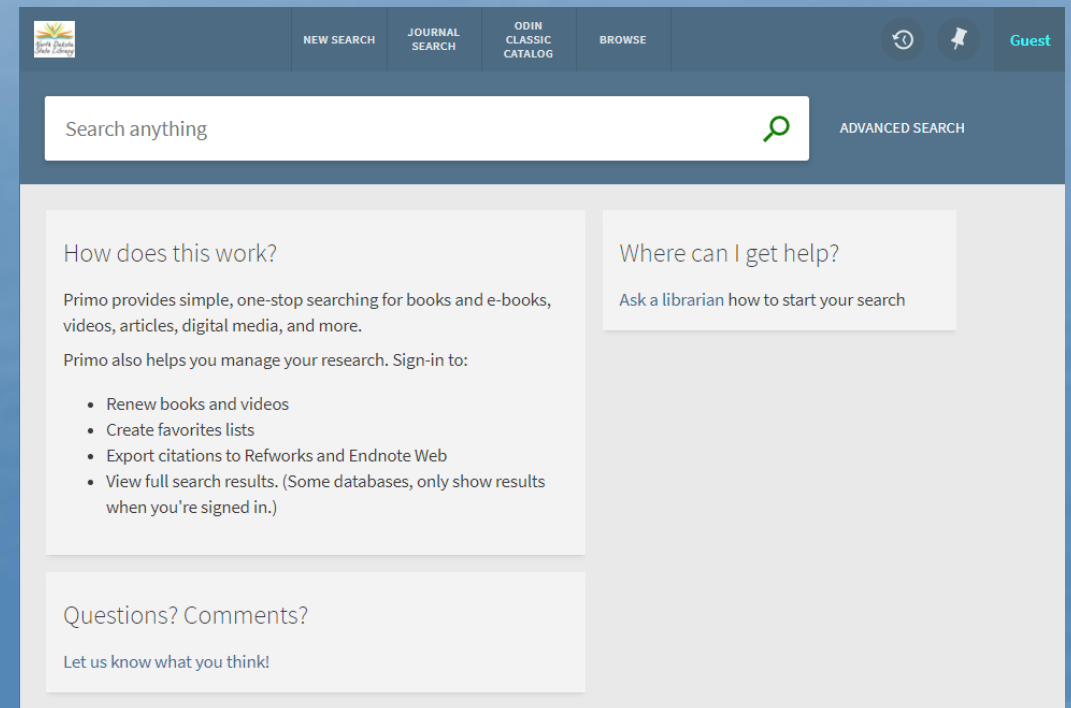
- The following examples were taken from the NDS new UI view on SANDBOX. The Classic UI view was extracted and just minor adjustments were made so far for this view. It is as close to out-of-the-box New UI as possible.
- Customizations including logo size, colors used, and screen design should be available.

LOOK AND FEEL OF THE LANDING PAGE

Primo Classic UI



Primo New UI

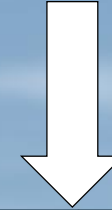




Let's take a closer look

We still have the library logo in the upper left corner. The final logo would need to be a bit larger in size.

The screenshot shows the top navigation bar of a library website. On the left is the library logo. The navigation menu includes links for 'NEW SEARCH', 'JOURNAL SEARCH', 'ODIN CLASSIC CATALOG', and 'BROWSE'. On the right side of the navigation bar are icons for a refresh button, a pushpin, and the text 'Guest'. Below the navigation bar is a search bar with the placeholder text 'Search anything' and a magnifying glass icon. To the right of the search bar is a link for 'ADVANCED SEARCH'. The main content area is divided into two columns. The left column contains a section titled 'How does this work?' with a paragraph explaining Primo's search capabilities and a list of features: 'Renew books and videos', 'Create favorites lists', 'Export citations to Refworks and Endnote Web', and 'View full search results. (Some databases, only show results when you're signed in.)'. Below this is a section titled 'Questions? Comments?' with the text 'Let us know what you think!'. The right column contains a section titled 'Where can I get help?' with a link 'Ask a librarian how to start your search'.



Header has moved

The fields previous located in upper right corner have moved to the center of the header.

The screenshot shows a library website header with a dark blue background. On the left is the library logo. The navigation menu includes 'NEW SEARCH', 'JOURNAL SEARCH', 'ODIN CLASSIC CATALOG', and 'BROWSE'. On the right are icons for a refresh button, a pin, and the text 'Guest'. Below the navigation is a search bar with the placeholder text 'Search anything', a magnifying glass icon, and a link to 'ADVANCED SEARCH'. The main content area below the header is divided into three sections: 'How does this work?' with a description of Primo and a list of features; 'Where can I get help?' with a link to ask a librarian; and 'Questions? Comments?' with a link to provide feedback.

How does this work?

Primo provides simple, one-stop searching for books and e-books, videos, articles, digital media, and more.

Primo also helps you manage your research. Sign-in to:

- Renew books and videos
- Create favorites lists
- Export citations to Refworks and Endnote Web
- View full search results. (Some databases, only show results when you're signed in.)

Where can I get help?

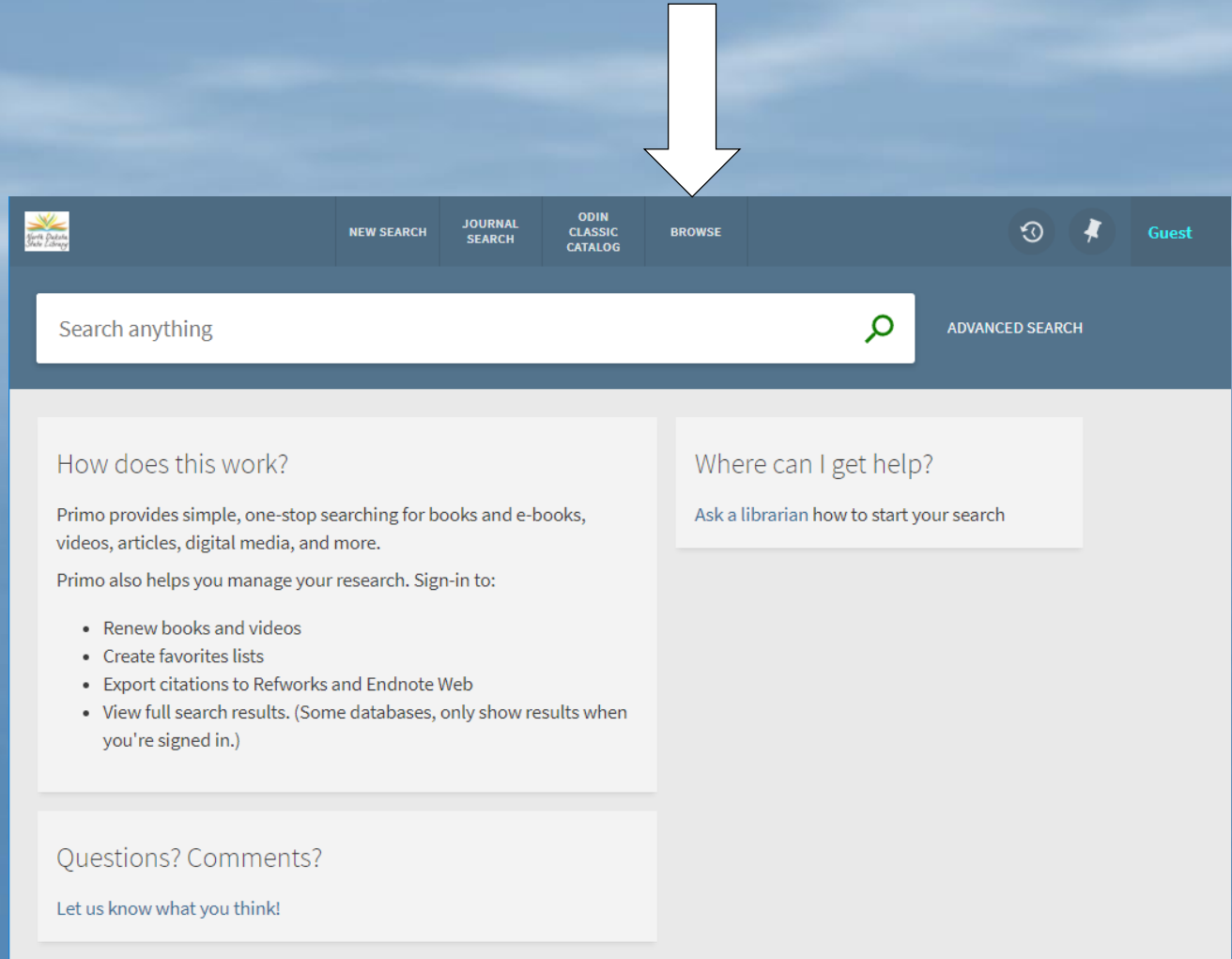
[Ask a librarian how to start your search](#)

Questions? Comments?

[Let us know what you think!](#)

Browse search has moved ...

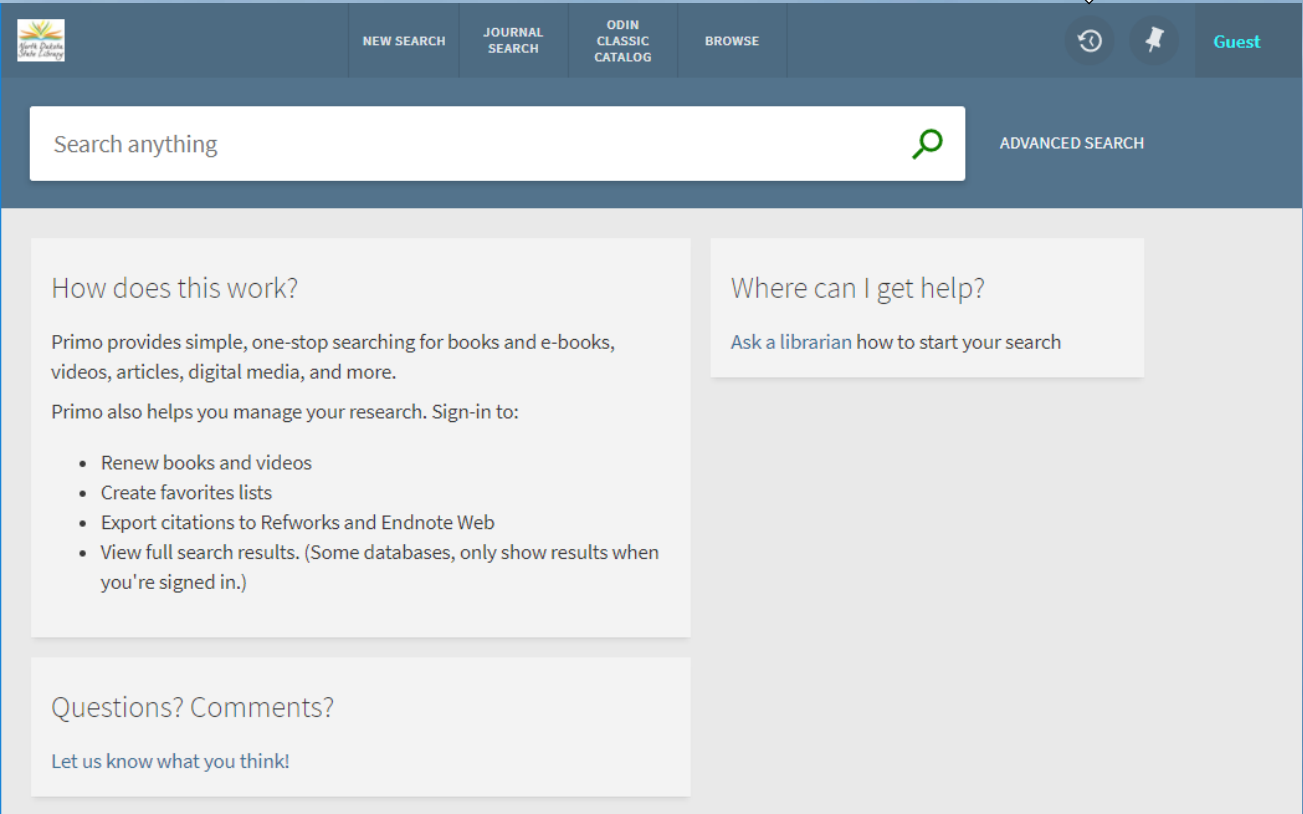
The browse search is no longer located under “Advanced Search” but moved up to the header bar.



The screenshot shows the top navigation bar of a library website. A large white arrow points down to the 'BROWSE' menu item. The navigation bar includes the following elements from left to right: a logo for 'North Dakota State University', 'NEW SEARCH', 'JOURNAL SEARCH', 'ODIN CLASSIC CATALOG', 'BROWSE', a circular refresh icon, a pin icon, and the text 'Guest'. Below the navigation bar is a search bar with the placeholder text 'Search anything' and a magnifying glass icon. To the right of the search bar is a link for 'ADVANCED SEARCH'. The main content area below the search bar is divided into two columns. The left column contains a section titled 'How does this work?' with a paragraph explaining Primo's search capabilities and a list of features: 'Renew books and videos', 'Create favorites lists', 'Export citations to Refworks and Endnote Web', and 'View full search results. (Some databases, only show results when you're signed in.)'. Below this is a section titled 'Questions? Comments?' with a link 'Let us know what you think!'. The right column contains a section titled 'Where can I get help?' with a link 'Ask a librarian how to start your search'.

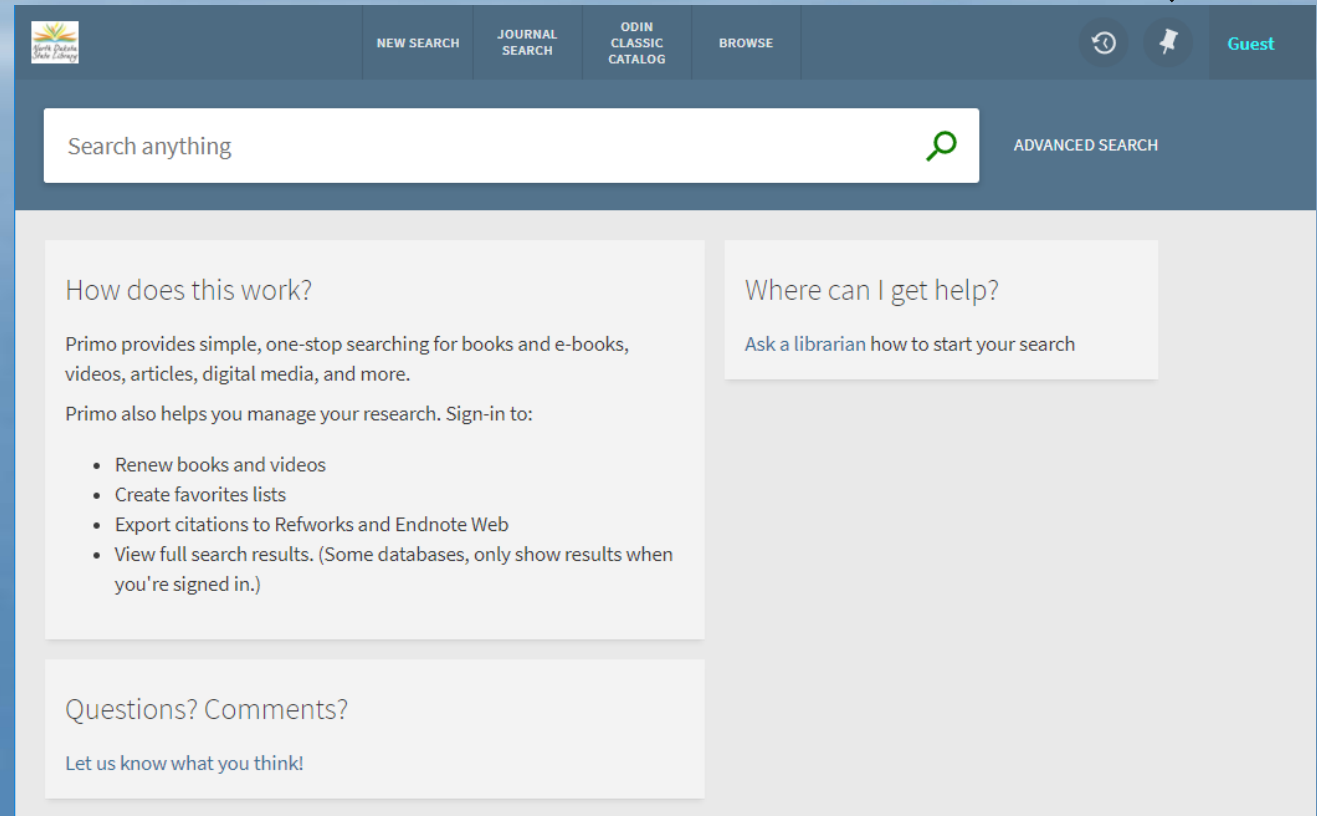
Search history is easily accessible

A symbol indicating turning back time on a clock is used to indicate search history.



The screenshot shows the top navigation bar of a library website. On the left is the library logo. The navigation menu includes links for "NEW SEARCH", "JOURNAL SEARCH", "ODIN CLASSIC CATALOG", and "BROWSE". On the right side of the navigation bar, there is a clock icon, a pin icon, and the text "Guest". Below the navigation bar is a search bar with the placeholder text "Search anything" and a magnifying glass icon. To the right of the search bar is a link for "ADVANCED SEARCH". The main content area below the search bar is divided into two columns. The left column contains a section titled "How does this work?" with a paragraph about Primo's search capabilities and a list of features: "Renew books and videos", "Create favorites lists", "Export citations to Refworks and Endnote Web", and "View full search results. (Some databases, only show results when you're signed in.)". The right column contains a section titled "Where can I get help?" with a link "Ask a librarian how to start your search". At the bottom of the page, there is a section titled "Questions? Comments?" with a link "Let us know what you think!". A large white arrow points to the clock icon in the top right corner of the navigation bar.

**My Favorites is
easy to access ...**
If I had used the push
pin shown in item
displayed, I can click
on the icon in upper
right to quickly get to
my **SAVED RECORDS**



The screenshot shows a library website interface. At the top, there is a dark blue navigation bar with the following elements from left to right: a logo for 'North Dakota State University', four menu items ('NEW SEARCH', 'JOURNAL SEARCH', 'ODIN CLASSIC CATALOG', 'BROWSE'), a circular refresh icon, a pushpin icon, and the text 'Guest'. Below the navigation bar is a search bar with the placeholder text 'Search anything' and a magnifying glass icon, followed by a link for 'ADVANCED SEARCH'. The main content area is divided into two columns. The left column contains a section titled 'How does this work?' with a paragraph about Primo's search capabilities and a list of features: 'Renew books and videos', 'Create favorites lists', 'Export citations to Refworks and Endnote Web', and 'View full search results. (Some databases, only show results when you're signed in.)'. The right column contains a section titled 'Where can I get help?' with a link 'Ask a librarian how to start your search'. At the bottom of the page, there is a section titled 'Questions? Comments?' with a link 'Let us know what you think!'.

My Favorites Saved Records

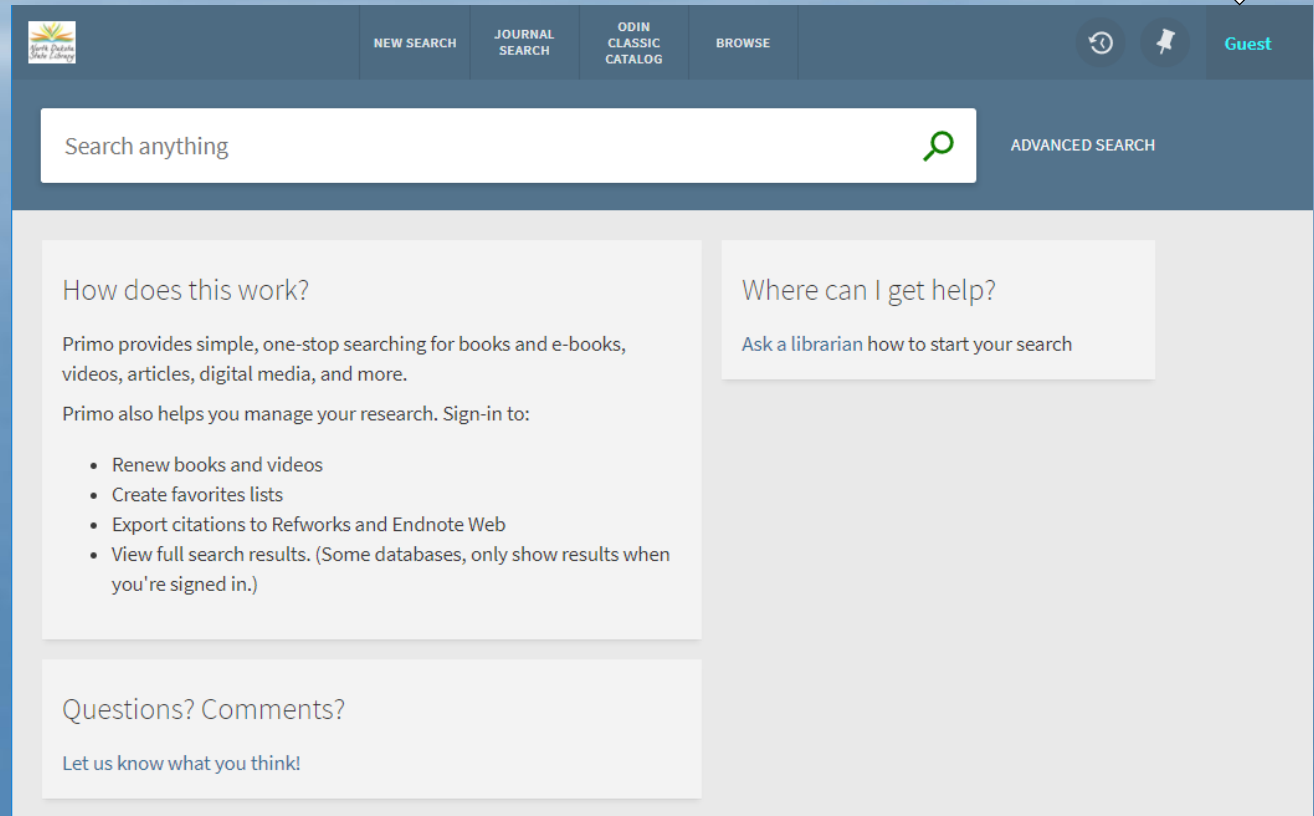
This is an example of the saved records from my session. Note the push pin from upper right is no longer displayed. I have option to Sort by: Date added, Title or Author.

The screenshot shows the 'My Favorites' section of the North Dakota State Library Catalog. The search bar contains 'jack reacher' and the page is displaying a list of saved records. The records are sorted by 'Date added'.

Item	Title	Author	Year	Availability
1	Night school : a Jack Reacher novel	Child, Lee	2016	Available at North Dakota State Library Large Print - Ground Floor (PS3553.H4838 N54 2016b)
2	Make me : a Jack Reacher novel	Child, Lee	2015	Available at North Dakota State Library General - Basement (PS3553.H4838 M35 2015M)
3	Night school : a Jack Reacher novel	Child, Lee	2016	Available at North Dakota State Library General - Basement (PS3553.H4838 N54 2016M)
4	No middle name : the complete collected Jack Reacher short stories	Child, Lee	2017	Available at North Dakota State Library Large Print - Ground Floor (PS3553.H4838 A6 2017b)

GUEST ...

Clicking on Guest will give you options to choose My Library Card or Sign In.

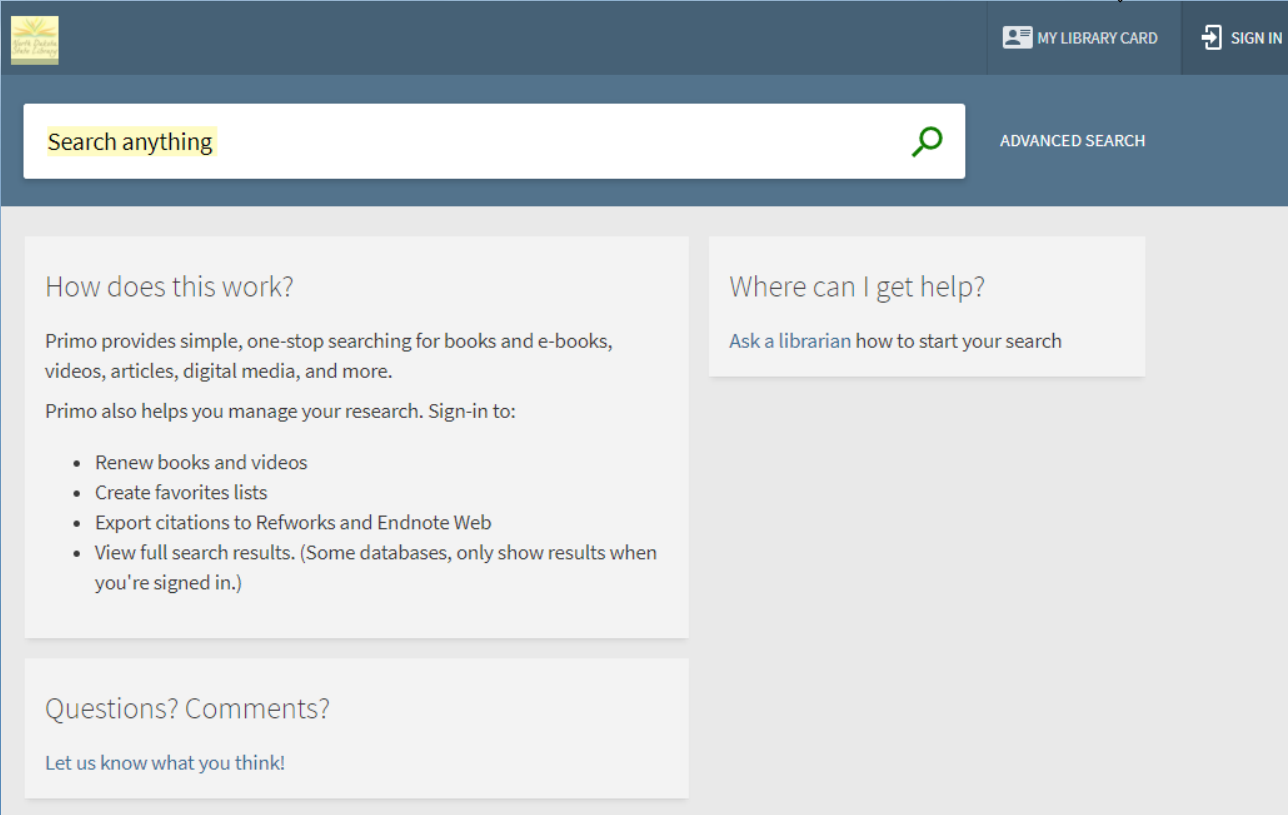


The screenshot shows the top navigation bar of a library website. On the left is the library logo. The navigation menu includes links for "NEW SEARCH", "JOURNAL SEARCH", "ODIN CLASSIC CATALOG", and "BROWSE". On the right side of the navigation bar, there are icons for a refresh button, a pin icon, and a "Guest" link. A white arrow points to the "Guest" link. Below the navigation bar is a search bar with the placeholder text "Search anything" and a magnifying glass icon. To the right of the search bar is a link for "ADVANCED SEARCH". The main content area is divided into two columns. The left column has a heading "How does this work?" followed by a paragraph: "Primo provides simple, one-stop searching for books and e-books, videos, articles, digital media, and more." Below this is another paragraph: "Primo also helps you manage your research. Sign-in to:" followed by a bulleted list: "Renew books and videos", "Create favorites lists", "Export citations to Refworks and Endnote Web", and "View full search results. (Some databases, only show results when you're signed in.)". The right column has a heading "Where can I get help?" followed by a link: "Ask a librarian how to start your search". At the bottom of the main content area, there is a section titled "Questions? Comments?" with a link: "Let us know what you think!".

After clicking Guest

The options change to
My Library Card or
Sign in.

Both choices will ask
patrons to login using
the familiar login page.



The screenshot shows the top navigation bar of a library website. On the left is the library logo. On the right are two buttons: 'MY LIBRARY CARD' with a card icon and 'SIGN IN' with a user icon. Below the navigation bar is a search bar with the placeholder text 'Search anything' and a magnifying glass icon. To the right of the search bar is a link for 'ADVANCED SEARCH'. The main content area is divided into three sections: 'How does this work?' with a description of Primo's search capabilities and a list of features; 'Where can I get help?' with a link to ask a librarian; and 'Questions? Comments?' with a link to provide feedback.

How does this work?

Primo provides simple, one-stop searching for books and e-books, videos, articles, digital media, and more.

Primo also helps you manage your research. Sign-in to:

- Renew books and videos
- Create favorites lists
- Export citations to Refworks and Endnote Web
- View full search results. (Some databases, only show results when you're signed in.)

Where can I get help?

[Ask a librarian how to start your search](#)

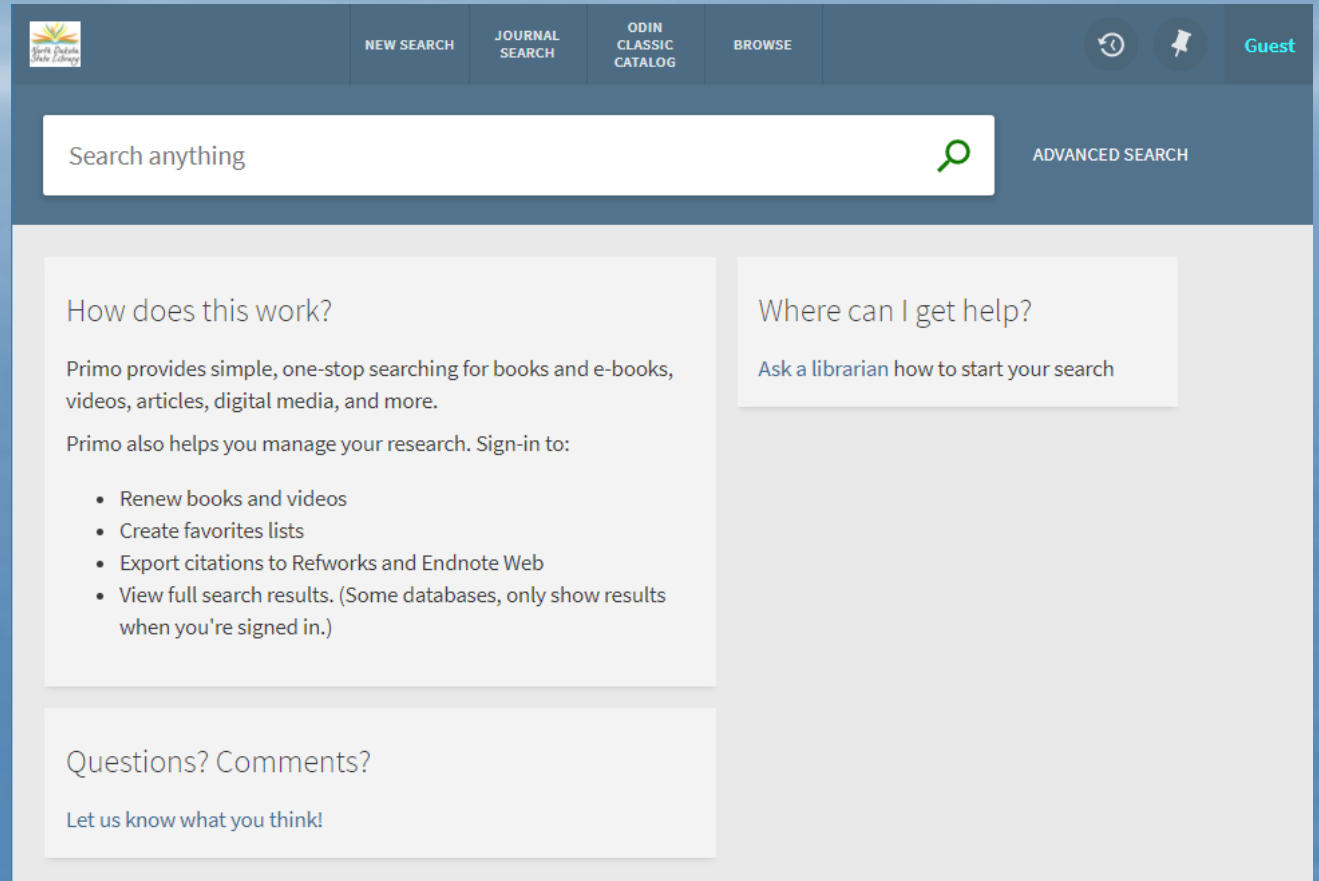
Questions? Comments?

[Let us know what you think!](#)

Search box

The search box starts out very simply.

However, once a patron starts to enter a search term ...



The screenshot shows a library search interface. At the top, there is a navigation bar with the following items: a logo for North Dakota State University, 'NEW SEARCH', 'JOURNAL SEARCH', 'ODIN CLASSIC CATALOG', 'BROWSE', a refresh icon, a pin icon, and 'Guest'. Below the navigation bar is a search box with the placeholder text 'Search anything' and a magnifying glass icon. To the right of the search box is a link for 'ADVANCED SEARCH'. Below the search box, there are three main sections:

- How does this work?**

Primo provides simple, one-stop searching for books and e-books, videos, articles, digital media, and more.

Primo also helps you manage your research. Sign-in to:

 - Renew books and videos
 - Create favorites lists
 - Export citations to Refworks and Endnote Web
 - View full search results. (Some databases, only show results when you're signed in.)
- Where can I get help?**

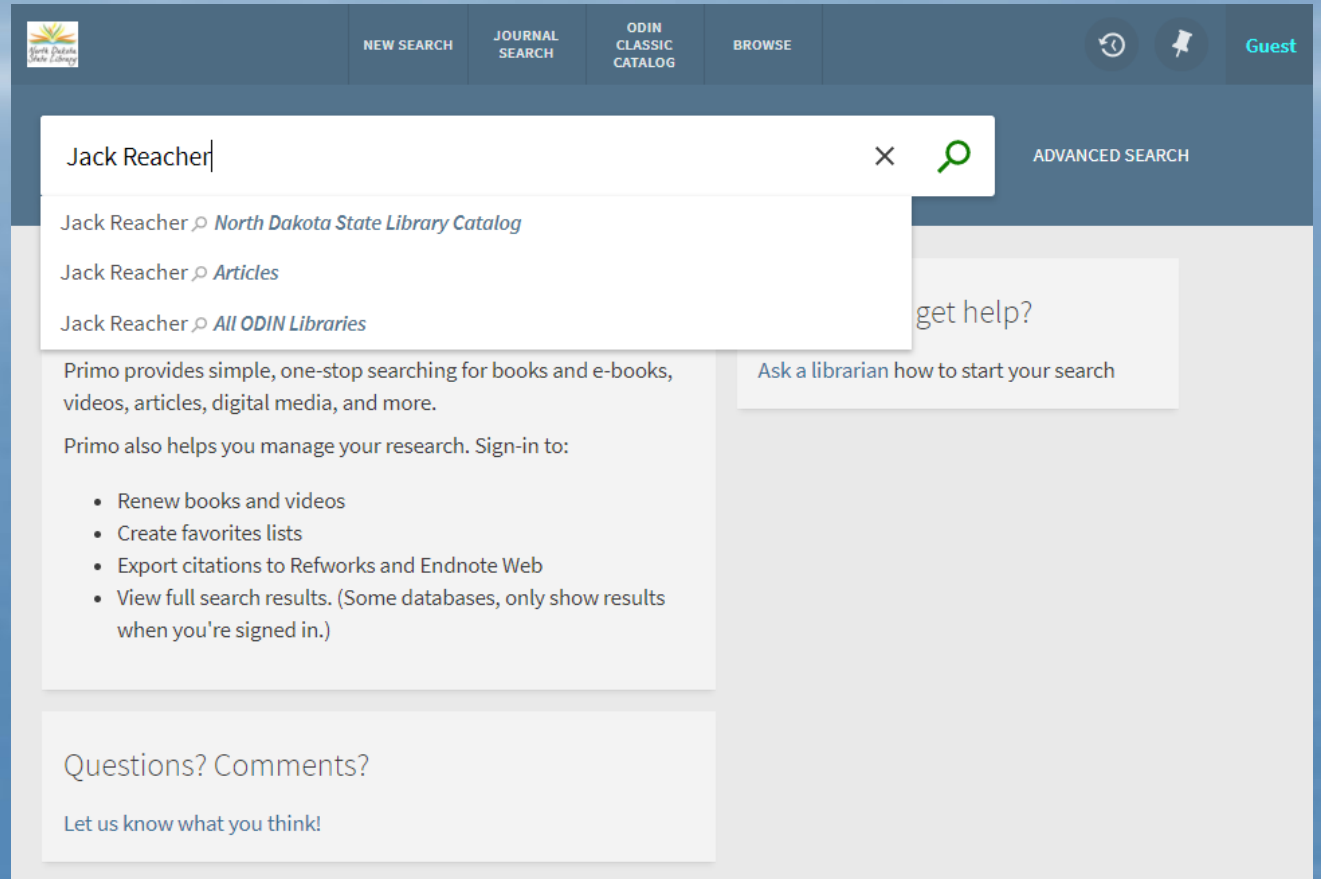
[Ask a librarian how to start your search](#)
- Questions? Comments?**

[Let us know what you think!](#)

Search Box

The Search Box now expands as you enter a search term.

The dropdown presents options that previously were found in the tab configuration.



Brief Results Page

Each item in the result set is more prominent. The thumbnails are larger and the type of material is now found above the title.

Patrons can generate the citation or send email directly from brief result page.

The screenshot shows a library catalog search results page for the query "Jack Reacher". The page is titled "PAGE 1 30 Results". The search bar at the top contains "Jack Reacher" and "North Dakota State Library Catalog". The results are displayed in a list format, with each item showing a thumbnail, the title, author, and availability information. The items are:

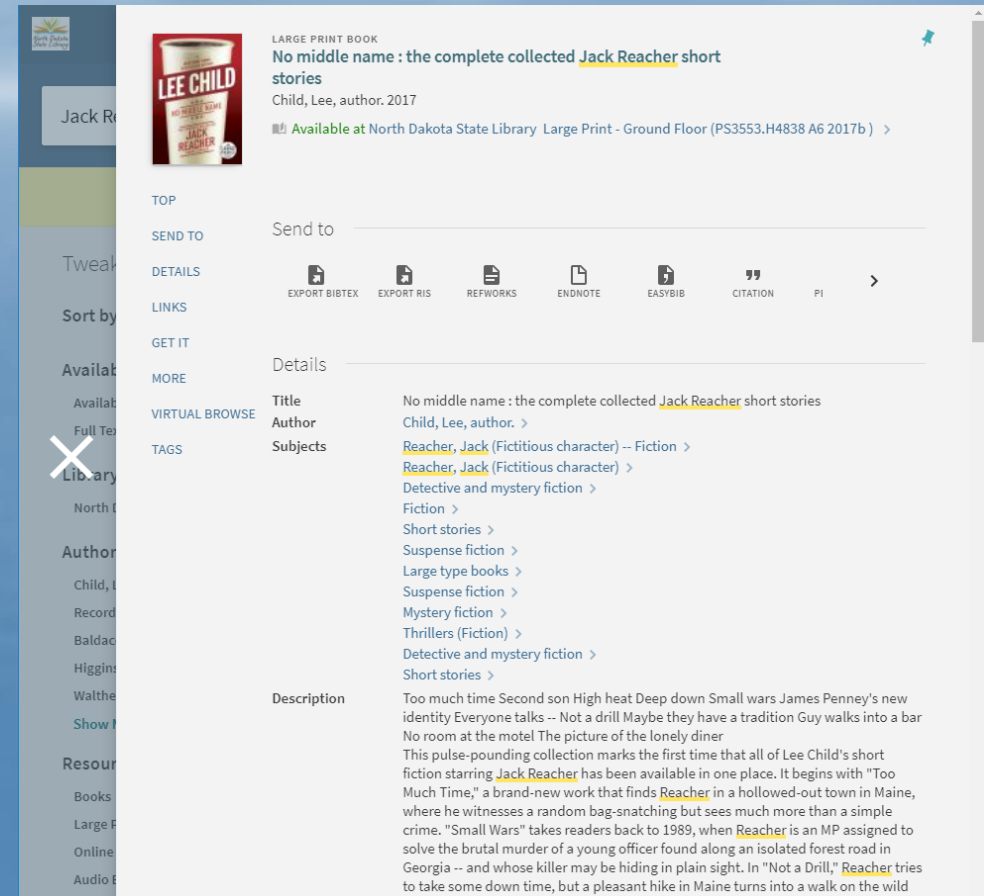
- 1. LARGE PRINT BOOK: **No middle name : the complete collected Jack Reacher short stories** by Child, Lee, author. 2017. Available at North Dakota State Library - Large Print - Ground Floor (PS3553.H4838 A6 2017b).
- 2. BOOK: **No middle name : the complete collected Jack Reacher short stories** by Child, Lee, author. 2017. Available at North Dakota State Library - General - Basement (PS3553.H4838 A6 2017M).
- 3. BOOK: **Night school : a Jack Reacher novel** by Child, Lee, author. 2016. Available at North Dakota State Library - General - Basement (PS3553.H4838 N54 2016M).
- 4. BOOK: **Make me : a Jack Reacher novel** by Child, Lee, author. 2015. Available at North Dakota State Library - General - Basement (PS3553.H4838 M35 2015M).
- 5. LARGE PRINT BOOK: **Night school : a Jack Reacher novel**

The left sidebar contains filters for "Sort by" (Relevance), "Availability" (Available in t... (27), Full Text Online (2)), "Library" (North Dakot... (30)), "Author/Creator" (Child, Lee (19), Recorded Boo... (2), Baldacci, David (1), Higgins, Jack (1), Walther, Peter (1), Show More), and "Resource Type" (Books (14), Large Print B... (12), Online Books (2), Audio Books - ... (1), Music CD's (1)).

Full Display Result

When patron clicks on title a new window will open overlaying the brief results screen.

Notice options below thumbnail to jump directly to a section such as Get It.



The screenshot shows a library catalog interface. On the left is a vertical navigation menu with items like 'Jack R...', 'Tweak...', 'Sort by...', 'Availab...', 'Availab...', 'Full Te...', 'Lib. ary', 'North t...', 'Author...', 'Child, t...', 'Record...', 'Baldac...', 'Higgins...', 'Walthe...', 'Show I...', 'Resour...', 'Books', 'Large P...', 'Online', and 'Audio'. A large white 'X' is overlaid on the 'Full Text' option. The main content area displays the book details for 'No middle name : the complete collected Jack Reacher short stories' by Lee Child, published in 2017. It includes a thumbnail of the book cover, a 'Send to' section with icons for 'EXPORT BIBTEX', 'EXPORT RIS', 'REFWORKS', 'ENDNOTE', 'EASYBIB', 'CITATION', and 'PI', and a 'Details' section with fields for Title, Author, and Subjects. The 'Description' field contains a detailed summary of the book's content.

LARGE PRINT BOOK
No middle name : the complete collected [Jack Reacher](#) short stories
Child, Lee, author. 2017
Available at North Dakota State Library Large Print - Ground Floor (PS3553.H4838 A6 2017b) >

TOP
SEND TO
DETAILS
LINKS
GET IT
MORE
VIRTUAL BROWSE
TAGS

Send to _____

EXPORT BIBTEX EXPORT RIS REFWORKS ENDNOTE EASYBIB CITATION PI >

Details

Title No middle name : the complete collected [Jack Reacher](#) short stories
Author Child, Lee, author. >
Subjects [Reacher, Jack](#) (Fictitious character) -- Fiction >
[Reacher, Jack](#) (Fictitious character) >
Detective and mystery fiction >
Fiction >
Short stories >
Suspense fiction >
Large type books >
Suspense fiction >
Mystery fiction >
Thrillers (Fiction) >
Detective and mystery fiction >
Short stories >

Description Too much time Second son High heat Deep down Small wars James Penney's new identity Everyone talks -- Not a drill Maybe they have a tradition Guy walks into a bar No room at the motel The picture of the lonely diner
This pulse-pounding collection marks the first time that all of Lee Child's short fiction starring [Jack Reacher](#) has been available in one place. It begins with "Too Much Time," a brand-new work that finds [Reacher](#) in a hollowed-out town in Maine, where he witnesses a random bag-snatching but sees much more than a simple crime. "Small Wars" takes readers back to 1989, when [Reacher](#) is an MP assigned to solve the brutal murder of a young officer found along an isolated forest road in Georgia -- and whose killer may be hiding in plain sight. In "Not a Drill," [Reacher](#) tries to take some down time, but a pleasant hike in Maine turns into a walk on the wild

Further down the display

All the information under Details is still displayed in an easy to read format.

The information included in Details is customizable to your library's needs.

Details

TOP Title No middle name : the complete collected [Jack Reacher](#) short stories

SEND TO Author Child, Lee, author. >

DETAILS Subjects [Reacher, Jack \(Fictitious character\) -- Fiction](#) >
[Reacher, Jack \(Fictitious character\)](#) >
Detective and mystery fiction >

LINKS Fiction >
Short stories >

GET IT Suspense fiction >
Large type books >

MORE Suspense fiction >
Mystery fiction >

VIRTUAL BROWSE Thrillers (Fiction) >

TAGS Detective and mystery fiction >
Short stories >

Description Too much time Second son High heat Deep down Small wars James Penney's new identity Everyone talks -- Not a drill Maybe they have a tradition Guy walks into a bar No room at the motel The picture of the lonely diner This pulse-pounding collection marks the first time that all of Lee Child's short fiction starring [Jack Reacher](#) has been available in one place. It begins with "Too Much Time," a brand-new work that finds [Reacher](#) in a hollowed-out town in Maine, where he witnesses a random bag-snatching but sees much more than a simple crime. "Small Wars" takes readers back to 1989, when [Reacher](#) is an MP assigned to solve the brutal murder of a young officer found along an isolated forest road in Georgia -- and whose killer may be hiding in plain sight. In "Not a Drill," [Reacher](#) tries to take some down time, but a pleasant hike in Maine turns into a walk on the wild side. "High Heat" time hops to 1977, when [Reacher](#) is a teenager in sweltering New York City during a sudden blackout that awakens the dark side of the city that never sleeps. Okinawa is the setting of "Second Son," which reveals the pivotal moment when young [Reacher's](#) sharp "lizard brain" becomes just as important as his muscle. In "Deep Down," [Reacher](#) tracks down a spy by matching wits with four formidable females. Rounding out the collection are "Guy Walks into a Bar," "James Penney's New Identity," "Everyone Talks," "The Picture of the Lonely Diner," "Maybe They Have a Tradition," and "No Room at the Motel." No suitcase. No destination. No middle name. No matter how far [Reacher](#) travels off the beaten path, trouble always finds him. Feel bad for trouble.

Edition First large print edition..

Publisher New York : Random House Large Print

Creation Date 2017

Physical Description 516 pages (large print) ; 24 cm. ; large print..

Series Child, Lee. Jack Reacher novel >

Series Statement [Jack Reacher](#)

Language English

Identifier ISBN : 9781524783020

Still a bit further down ...

There is still a Links section as well as a Get It/Request area.

The Location Items area is expandable containing the item information.

The screenshot shows a library catalog interface. On the left is a vertical navigation menu with items like 'Jack R...', 'Tweak...', 'Sort by...', 'Availab...', 'Availab...', 'Full Te...', 'Lib. ary', 'North t...', 'Author...', 'Child, t...', 'Record', 'Baldac', 'Higgin', 'Walthe', 'Show I', 'Resour', 'Books', 'Large F', 'Online', 'Audio E', and 'Music'. The main content area is titled 'Links' and includes a 'MARC Record' link. Below this is a 'Get It' section with a yellow banner that says 'Please sign in to see request options and to place requests.' with a 'Sign in' button. The 'Location Items' section shows 'North Dakota State Library' with 'Available, Large Print - Ground Floor (PS3553.H4838 A6 2017b)'. A table below provides details for the item:

Available	Eight Week Loan
Large Print - Ground Floor PS3553.H4838 ...	Location: North Dakota State Library Large Print - Ground Floor
	Barcode: 33105006834202
	Item Type: Large Print
	Copy Number: 1


Below the table is a 'More' section with a link 'Click here for more options'. The 'Virtual Browse' section features a carousel of book covers with titles like 'The sugar camp quilt: an Elm Creek quilts novel', 'The Union quilters', 'The wedding quilt', and 'No middle name: the complete collected Jack Reacher short stories'.


More ...


Clicking on “Click here for more options” opens a new window for the SFX information.

ODIN *Online Dakota Information Network*

Source: No middle name : the complete collected Jack Reacher short stories [1-5247-8302-1] Child, Lee

Full text
 This article is currently unavailable. Please use interlibrary loan (ILL) or check the holding information.

Holding information
 Holdings in [ODIN Library Catalog](#) **Go**


ILL
 Request document via [ODIN Interlibrary Loan](#) **Go**


[More Options](#) ▾


© 2018 SFX by Ex Libris Inc. | [Cookie Policy](#)
[CrossRef](#) Enabled


And finally
Virtual Browse and
Tags complete the Full
Display screen.


Virtual Browse




<  sugar pie quilt :
Im Creek
s novel ...


 The Union
quilters ...
2011

 The wedding
quilt ...
2011

 No middle
name : the
complete
collected Jack
Reacher short ...
2017

 No middle
name : the
complete
collected Jack
Reacher short ...
2017 >

Tags

 ADD YOUR OWN TAGS

PAGING THROUGH BRIEF RESULT SETS

Classic UI – available in upper and lower right corners

New UI – stationary icon in lower right allows easy paging

Personalize your results
Edit

Show only
Available in the Library (25)
Full Text Online (2)

Refine My Results
Author/Creator
Child, Lee (19)
Recorded Books, Inc (2)
Baldacci, David (1)
Higgins, Jack (1)
Walther, Peter (1)
More options v

Resource Type
Books (14)
Large Print Books (12)
Online Books (2)
Audio Books - CD (1)
Music CD's (1)
More options v

Genre/Form
Fiction (18)
Biography (2)
Juvenile fiction (1)
Pictorial works (1)
Bio-bibliography (1)
More options v

Topic
Reacher, Jack (Fictitious)

Results 1 - 10 of 30 for North Dakota State Library Catalog
Sorted by: Relevance v

Show only Available in the Library (25) | Full Text Online (2)

1 2 3 >

11 **No middle name : the complete collected Jack Reacher short stories**
Child, Lee, author. 2017
● Checked out from North Dakota State Library Large Print - Ground Floor (PS3553.H4838 A6 2017b)
Locations Details Request Virtual Browse

12 **No middle name : the complete collected Jack Reacher short stories**
Child, Lee, author. 2017
● Available at North Dakota State Library General - Basement (PS3553.H4838 A6 2017M)
Locations Details Request Virtual Browse

13 **Night school : a Jack Reacher novel**
Child, Lee, author. 2016
● Available at North Dakota State Library General - Basement (PS3553.H4838 N54 2016M)
Locations Details Request Virtual Browse

14 **Make me : a Jack Reacher novel**
Child, Lee, author. 2015
● Available at North Dakota State Library General - Basement (PS3553.H4838 M35 2015M)
Locations Details Request Virtual Browse

15 **Night school : a Jack Reacher novel**
Child, Lee, author. 2016
● Available at North Dakota State Library Large Print - Ground Floor (PS3553.H4838 N54 2016b)
Locations Details Request Virtual Browse

16 **The midnight line : a Jack Reacher novel**
Child, Lee, author. 2017
● Available at North Dakota State Library New Book Shelf - Ground Floor (PS3553.H4838 M53 2017M)
Locations Details Request Virtual Browse

Tweak my results

Sort by Relevance v

Availability ^
Available in... (27)
 Full Text Online (2)

Library ^
North Dako... (30)

Author/Creator ^
Child, Lee (19)
Recorded Bo... (2)
Baldacci, Da... (1)
Higgins, Jack (1)
Walther, Peter (1)
Show More

Resource Type ^
Books (14)
Large Print ... (12)
Online Books (2)
Audio Books... (1)
Music CD's (1)

Genre/Form ^
Fiction (18)
Biography (2)
Juvenile fict... (1)
Pictorial works (1)
Bio-bibliogr... (1)

(PS3553.H4838 P38 2014b)

PAGE 2

11 **Personal : a Jack Reacher novel**
Child, Lee. 2014
● Available at North Dakota State Library General - Basement (PS3553.H4838 P38 2014M) >

12 **The hard way : a Jack Reacher novel**
Child, Lee. Recorded Books, LLC. 2013
● Check holdings at North Dakota State Library E-Books (Downloadable) (PS3553.H4838 H37 2013e) >
Online access

13 **Die trying : a Jack Reacher novel**
Child, Lee. 2010
● Available at North Dakota State Library Large Print - Ground Floor (PS3553.H4838 D54 2010) >

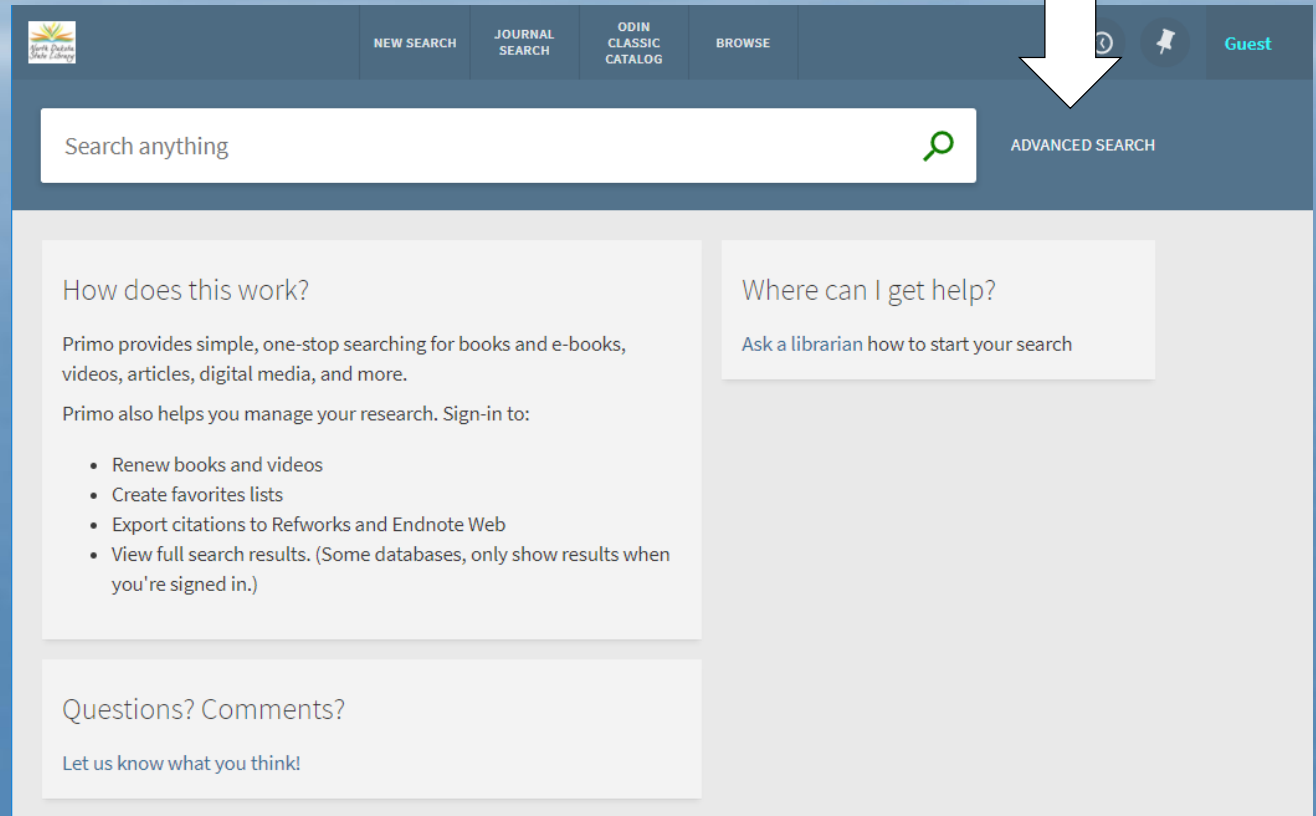
14 **No middle name : the complete collected Jack Reacher short stories**
Child, Lee. Recorded Books, Inc. 2017
● Check holdings at North Dakota State Library E-Books (Downloadable) (PS3553.H4838 A6 2017e) >
Online access

15 **Running blind : a Jack Reacher novel**
Child, Lee. 2011
● Available at North Dakota State Library Large Print - Ground Floor (PS3553.H4838 R8 2011) >




16 **The midnight line : a Jack Reacher novel**
Child, Lee, author. 2017


PAGE 2

Advanced Search



The screenshot shows a library website's search interface. At the top left is the library logo. The navigation bar includes links for 'NEW SEARCH', 'JOURNAL SEARCH', 'ODIN CLASSIC CATALOG', and 'BROWSE'. On the right side of the navigation bar, there are icons for a clock, a pushpin, and the text 'Guest'. Below the navigation bar is a search bar with the placeholder text 'Search anything' and a magnifying glass icon. To the right of the search bar is a link labeled 'ADVANCED SEARCH'. A large white arrow points down to this link. Below the search bar, there are three main content areas: 'How does this work?' with a description of Primo and a list of features; 'Where can I get help?' with a link to ask a librarian; and 'Questions? Comments?' with a link to provide feedback.

 NEW SEARCH JOURNAL SEARCH ODIN CLASSIC CATALOG BROWSE   Guest

Search anything  [ADVANCED SEARCH](#)

How does this work?

Primo provides simple, one-stop searching for books and e-books, videos, articles, digital media, and more.

Primo also helps you manage your research. Sign-in to:

- Renew books and videos
- Create favorites lists
- Export citations to Refworks and Endnote Web
- View full search results. (Some databases, only show results when you're signed in.)

Where can I get help?

[Ask a librarian how to start your search](#)

Questions? Comments?

[Let us know what you think!](#)

Advanced Search

This is an example of the Advanced Search screen. It allows you to search by scope (tab) with same search limiters as the Classic Primo UI.

The screenshot shows the North Dakota State Library Catalog's Advanced Search page. At the top, there is a navigation bar with the library logo, 'NEW SEARCH', 'JOURNAL SEARCH', 'ODIN CLASSIC CATALOG', 'BROWSE', a refresh icon, a pin icon, and a 'Guest' user indicator. The main search area features a 'Search for:' section with three radio buttons: 'North Dakota State Library Catalog' (selected), 'Articles', and 'All ODIN Libraries'. To the right of this section is a 'SIMPLE SEARCH' link. Below the search scope are two search criteria rows. The first row has 'Any field' and 'contains' dropdown menus, followed by a text input field. To the right of this row are three more dropdown menus: 'Material Type' (set to 'All items'), 'Language' (set to 'Any language'), and 'Publication Date' (set to 'Any year'). A '+ ADD A NEW LINE' button is located below the first search criteria row. The bottom section of the page contains two columns of text. The left column is titled 'How does this work?' and explains that Primo provides simple, one-stop searching for books, e-books, videos, articles, and digital media. It also mentions that Primo helps manage research and lists four actions: 'Renew books and videos', 'Create favorites lists', 'Export citations to Refworks and Endnote Web', and 'View full search results. (Some databases, only show results)'. The right column is titled 'Where can I get help?' and includes a link: 'Ask a librarian how to start your search'.

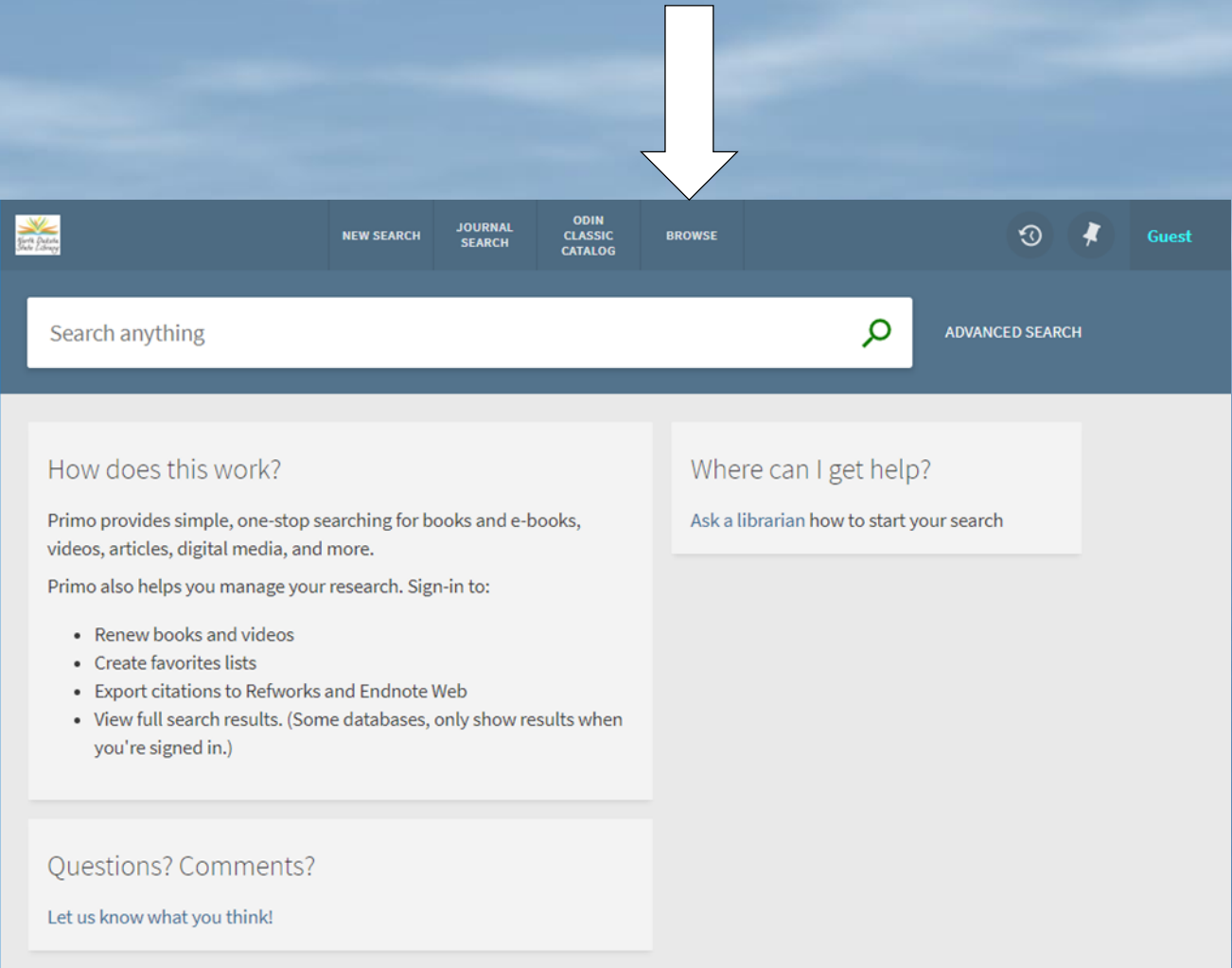
More advanced limiter lines ...

Patrons can click ADD A NEW LINE for up to 7 lines.


The screenshot shows the search interface of the North Dakota State Library Catalog. At the top, there is a navigation bar with the library logo, 'NEW SEARCH', 'JOURNAL SEARCH', 'ODIN CLASSIC CATALOG', 'BROWSE', a refresh icon, a pin icon, and a 'Guest' user indicator. Below the navigation bar, the search area is divided into two main sections. On the left, there is a search form with a 'Search for:' section containing three radio buttons: 'North Dakota State Library Catalog' (selected), 'Articles', and 'All ODIN Libraries'. Below this, there are seven rows of search criteria, each starting with an 'AND' operator and a dropdown menu set to 'Any field'. The first row also includes a 'contains' dropdown and an empty input field. To the right of these rows are three additional dropdown menus: 'Material Type' (set to 'All items'), 'Language' (set to 'Any language'), and 'Publication Date' (set to 'Any year'). At the bottom of the search form is a 'CLEAR' button with a circular arrow icon. On the right side of the search area, there is a 'SIMPLE SEARCH' link.

Browse searching

Browse link is located in the header area.



The screenshot shows the top navigation bar of a library website. A large white arrow points to the 'BROWSE' link in the header. The header includes the library logo, navigation links for 'NEW SEARCH', 'JOURNAL SEARCH', 'ODIN CLASSIC CATALOG', and 'BROWSE', a search bar with the placeholder text 'Search anything', and a 'GUEST' user status. Below the header, there are three main content areas: 'How does this work?' with a description of Primo and a list of research management features; 'Where can I get help?' with a link to ask a librarian; and 'Questions? Comments?' with a link to provide feedback.

 [NEW SEARCH](#) [JOURNAL SEARCH](#) [ODIN CLASSIC CATALOG](#) [BROWSE](#) [Refresh](#) [Pin](#) [Guest](#)

[ADVANCED SEARCH](#)

How does this work?
Primo provides simple, one-stop searching for books and e-books, videos, articles, digital media, and more.
Primo also helps you manage your research. Sign-in to:

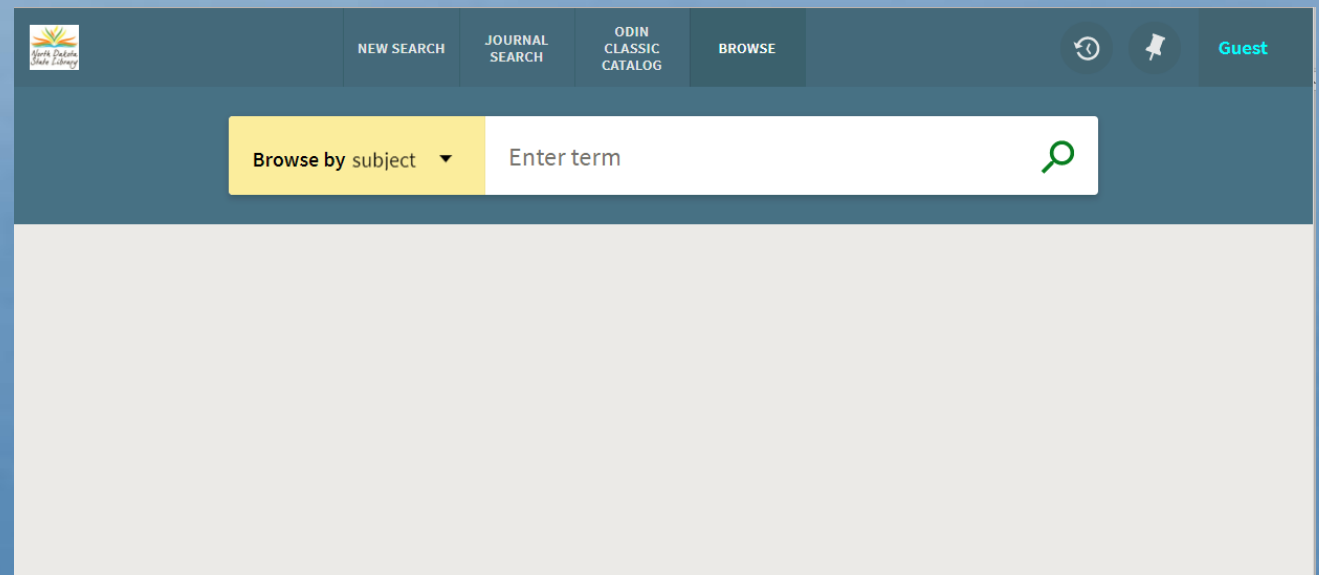
- Renew books and videos
- Create favorites lists
- Export citations to Refworks and Endnote Web
- View full search results. (Some databases, only show results when you're signed in.)

Where can I get help?
[Ask a librarian how to start your search](#)

Questions? Comments?
[Let us know what you think!](#)

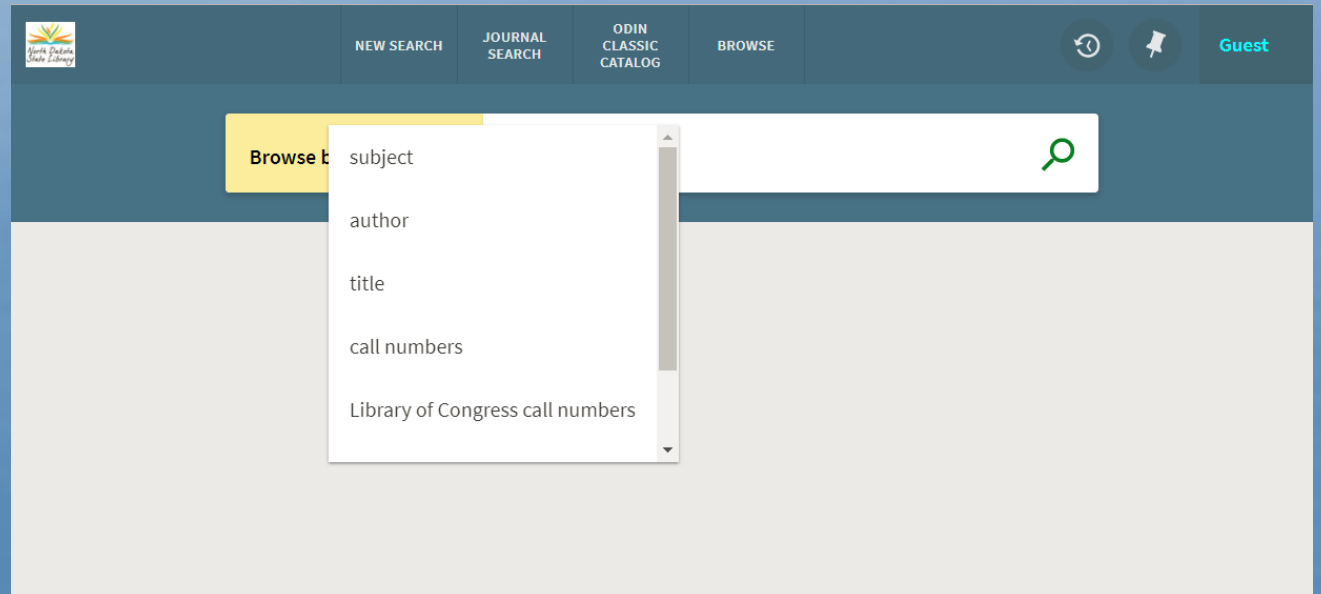
Main Browse screen ...

Contains the search box along with the browse dropdown options.



Browse

Browse options are customizable – the same as the Primo Classic UI.



Example of browse search

Results of an author
search in the browse
area.

Note the arrows for
easy paging up and
down.



NEW SEARCH JOURNAL SEARCH ODIN CLASSIC CATALOG BROWSE Guest

Browse by author Child, Lee

Child, Lee	19 records
Child, Lee. 22	1 record
Child, Lee. bk. 18	2 records
Child, Lee. bk. 19	1 record
Child, Lee. bk. 20	2 records
Child, Lee. book 19	1 record
Child, Lincoln	19 records
Child, Lincoln, 1957- See: Child, Lincoln	
Child, Lincoln. 5	1 record

Browse results

Display after clicking on the author's name.

Again, notice the paging option in the lower right.

The screenshot shows a library catalog interface. At the top, there is a navigation bar with the North Dakota State Library logo and links for 'NEW SEARCH', 'JOURNAL SEARCH', 'ODIN CLASSIC CATALOG', and 'BROWSE'. A search bar contains the text 'Child, Lee' and a magnifying glass icon. Below the search bar, a yellow button reads 'Browse by author'. A breadcrumb trail shows '< BACK TO AUTHORS BROWSE LIST'. The main content area is titled 'PAGE 1 19 Results' and features a sidebar on the left for filtering results. The sidebar includes sections for 'Tweak my results', 'Sort by Title', 'Availability' (with 16 items available in total and 2 full text online), 'Library' (with 19 items at North Dakota State Library), 'Author/Creator' (listing Lee Child with 19 items, Recorded Books with 1 item, and another Recorded Books entry with 1 item), and 'Resource Type'. The main results list shows three items: 1. 'Die trying : a Jack Reacher novel' by Child, Lee, 2010, a large print book available at the North Dakota State Library Large Print - Ground Floor. 2. 'The hard way : a Jack Reacher novel' by Child, Lee, Recorded Books, LLC, 2013, an online book available for download. 3. 'Killing floor' by Child, Lee, 2010, a large print book available at the North Dakota State Library Large Print - Ground Floor. A 'PAGE 1' indicator is visible in the bottom right corner.

NEW SEARCH JOURNAL SEARCH ODIN CLASSIC CATALOG BROWSE Guest

Browse by author Child, Lee

< BACK TO AUTHORS BROWSE LIST

Tweak my results

PAGE 1 19 Results

Sort by Title

Availability **^**

Available in t... (16)

Full Text Online (2)

Library **^**

North Dakot... (19)

Author/Creator **^**

Child, Lee (19)

Recorded Boo... (1)

Recorded Boo... (1)

Resource Type **^**

1 **Die trying : a Jack Reacher novel**
Child, Lee. 2010
Available at North Dakota State Library Large Print - Ground Floor
(PS3553.H4838 D54 2010) >


2 **The hard way : a Jack Reacher novel**
Child, Lee. Recorded Books, LLC. 2013
Check holdings at North Dakota State Library E-Books (Downloadable)
(PS3553.H4838 H37 2013e) >
Online access >

3 **Killing floor**
Child, Lee. 2010
Available at North Dakota State Library Large Print - Ground Floor
(PS3553.H4838 K55 2010) >

PAGE 1

SESSION OVERVIEW

This session will introduce you to the look and feel of Primo's New UI. We will touch on:

- Core Principles
- What has remained the same
- What has changed
- Enhancement timeline for 2018 
- Possible implementation opportunities.

Primo in 2018

Many functionality changes in the past 18 months have been targeting the New UI. Primo 2018 Roadmap lists “Allow users to work efficiently with Zotero in new Primo User Interface” expected in first half of 2018. However, all highlights listed would impact the New UI.

Roadmap Areas and Highlights 2018

Discovery cornerstones and functions

- Search and ranking Continuous enhancements
- Exploration and learning New functionality

User Experience

- User Interface Additional functionality in Primo new user interface
- Discovery in Context Discovery services in the right context of the users

Administration and maintenance

- Library empowerment Allows library more control of record display

Open System

- Enhanced APIs Expand capabilities leveraging the Primo API
- Linked Data Raise the visibility of libraries on the Web

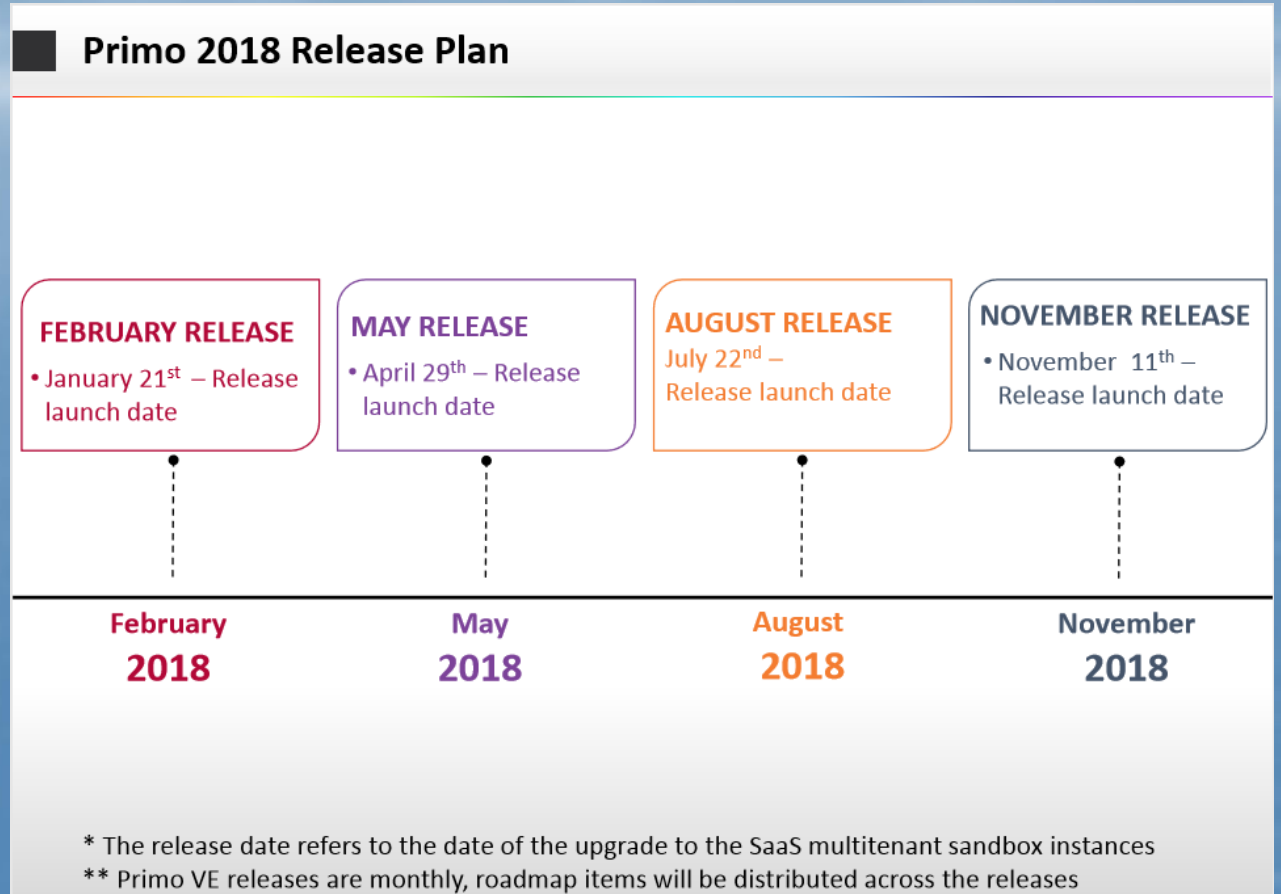
Primo Central content

- New Collections Adding additional collections to Central Index
- Enhanced discoverability Advanced discoverability and scanability of result lists

Primo 2018 Release Dates

SANDBOX typically has the release installed 3 weeks after release launch date.

PRODUCTION is installed 4 weeks later.



SESSION OVERVIEW

This session will introduce you to the look and feel of Primo's New UI. We will touch on:

- Core Principles
- What has remained the same
- What has changed
- Enhancement timeline for 2018
- Possible implementation opportunities.



NEW UI IMPLEMENTATION

Question: Will the New UI be mandatory?

Answer: No. Ex Libris states the New UI will be available in addition to the old Primo design and customers will be able to decide when to start using it.

Question: Does new ILS plans affect switching to New UI?

Answer: We are still early in the process so implementation of a new system is at least several months if not a year away.

HOW DO I REQUEST THE NEW UI FOR MY LIBRARY?

Contact me to start the planning process via ODIN Help Ticket or email (Lynn.Wolf@NDUS.edu)

A view can be configured on SANDBOX for you to review. We will work with you to make any requested adjustments until you approve the view and request it be put on PRODUCTION.

QUESTIONS?



*Thank
You!*